



[Learn More!](#)



## Description

Skudo General Purpose (GP) Mat is a durable and extremely versatile loose-lay protection system that can be used on various surface types, including polished concrete, tile, and hardwood floors.

Skudo GP Mat is breathable and offers sturdy protection against construction site foot traffic, carts, staged building materials, ladders, storage areas, spills, and splatter.

Skudo GP Mat is available in two widths depending on your project needs. It is designed to protect surfaces from damage for up to six months.

## Uses & Benefits

- Use on multiple surface types\*, including Concrete, Terrazzo, Tile, Natural Stone, Laminate, Epoxy, Hardwood, Carpet, Glass, and Metal
- Protection from foot traffic, material carts, and ladders
- Breathable system
- Spill, stain, and water resistant
- Provides a safer working surface
- Fire/Flame Retardant according to 16 CFR 1630 standards
- Antibacterial/Antifungal: Test-verified protection against bacteria and molds that cause infection. (ISO-20743)

*\*Please speak with your Skudo representative to confirm substrate suitability.*


## Product Data

### 6.5 ft. W x 123 ft. L

- Coverage: 800 SF
- Color: Emerald Green
- SKU: GP-6.5-123
- Weight: 70 lbs/roll

### 3.3 ft. W x 123 ft. L

- Coverage: 400 SF
- Color: Emerald Green
- SKU: GP-3.3-123
- Weight: 35 lbs/roll



**Innovative, purpose-built surface protection systems. This is all we do.**

[www.skudousa.com](http://www.skudousa.com) 1-888-SKUDO-11 (1-888-758-3611)





Learn More!



## Installation Steps

1. Ensure your surface is clean and dry before you lay Skudo General Purpose (GP) Mat.
2. Kick the roll out in a straight line to create the first row.
3. When starting the second row, ensure to overlap the first row of matting, using the dotted lines as a guide.
4. Tape along the seams to secure the mat to itself, preventing dust, dirt and debris from getting in underneath.
5. Complete each row as above until your surface is covered.
6. For additional impact protection, we recommend placing SkudoBoard over the top of the GP Mat.
7. We also recommend sufficiently securing/weighing down the mat/board around the perimeter of the protected area to minimize the risk of displacement.
8. When installing loose lay over concrete, avoid excessive taping on the overlap of the matting, to minimize the possibility of hydration marks.



**Innovative, purpose-built surface protection systems. This is all we do.**

[www.skudousa.com](http://www.skudousa.com)

1-888-SKUDO-11 (1-888-758-3611)