



Learn More!



Description

Skudo's new **Door Defense** is the perfect solution to protect doors from damage and impact during construction.

Unlike stop-gap solutions made from random materials, Skudo Door Defense is a purpose-built, weather- and impact-resistant solution. It does not easily tear, puncture, or rip. Velcro tabs (included) secure the Door Defense firmly in place, so it will not come loose and require multiple installations over the duration of the project, saving you time and money.

Skudo Door Defense is available in two versions that can fit up to eight different standard door sizes. It can be reused on multiple projects.

Uses & Benefits

- High impact door protection from construction traffic, materials, carts, lifts, dirt, splatter, and debris
- Fits and protects most standard-sized doors
- Withstands water and exterior elements
- Holds securely in place with Velcro tabs
- Won't easily puncture, tear, or rip
- Reusable, folds up for easy storage for multiple projects

Available Versions

Both versions are Dark Grey in color and are packaged either as a single unit or in boxes of 5.

SKU: DOOR-80.or.70-30


Fits Door Sizes: 36" x 84" | 36" x 96"

SKU: DOOR-80.or.70-40


Fits Door Sizes: 42" x 84" | 42" x 96" | 44" x 84" | 44" x 96"
48" x 84" | 48" x 96"



Adjusts to Fit Most Standard-Sized Doors



Durable, Impact-Resistant



Stays Securely in Place

Innovative, purpose-built surface protection systems. This is all we do.

www.skudousa.com 1-888-SKUDO-11 (1-888-758-3611)



Installation Instructions



Remove the Door Defense from the outer packaging.



Open the middle section slightly while holding the outside panels together.



Carefully slide the middle of the Door Defense over the top of the door. Continue holding onto the side panels.



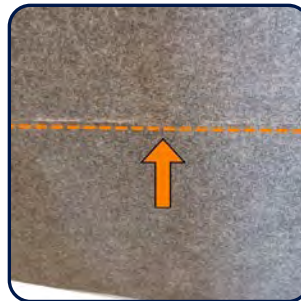
Once the Door Defense has been placed securely over the top of the door, let go of the side panels, allowing them to cover the length of the door surface.



Attach and secure the Velcro straps provided around both sides of the door.



This will hold the Door Defense in place for the duration of your project.



The perforated sections allow you adjust the Door Defense to fit different door heights, if required.



If not required, fold the perforated section in during the initial installation process.



Fold up along the line to inside of the Door Defense.



Secure the folded area with Velcro straps to hold in place.



Cut around door handles and hinges as needed.



Your Door is now protected!



To Remove: Simply release the Velcro straps and slide the Door Defense off the door.

Door Defense can be easily folded and stored away for use on your next project.



Visit our website to learn more

Innovative, purpose-built surface protection systems. This is all we do.

www.skudousa.com 1-888-SKUDO-11 (1-888-758-3611)

V2.0 7.17.23