



# Skudo®

Temporary Surface Protection



# Innovative, Purpose-Built Surface Protection Systems.

Save the headache, time and money of making repairs.

“By far, Skudo® is the most durable floor protection system on the market.”

- Doug Carlton,  
*Concrete Décor Magazine*



Heavy Traffic



Medium Traffic



Light Traffic

## The most durable temporary surface protection available against:

- Machinery use
- Foot traffic
- Spills – including mortar, stucco, paint, oil
- Stains – including rust, chalk, hydraulic fluid
- Dirt, dust and debris
- Scaffolding and shoring
- Water
- Mold
- UV exposure
- Sparks and fire

“Skudo held up well! We had a couple of hydraulic leaks from one of the electric man lifts, resulting in a puddle of oil on the floor overnight. Skudo did not allow the oil to penetrate through.”

- Project Manager  
*Neeser Construction*





# This Is All We Do.

Skudo has a protection solution for almost all surface types and work environments: most substrates, vertical or horizontal, indoors or outdoors, residential or commercial.

- Concrete
- Tile
- Hardwood
- Terrazzo
- Epoxy
- Stone & Marble
- Cabinets
- Countertops
- Stairs
- Bathtubs & Showers
- Columns & Pillars
- TPO Roofs
- Windows
- Metal Railings



## Improves job site safety




- Non-slip work surface in both wet and dry conditions.
- Eliminates slip and trip hazards
- Stationary – stays in place despite worker activity and weather
- High visibility colors



# CONCRETE

## Project Examples



**HT Commercial System**



**SkudoBoard**



**MT Commercial System**



**SkudoBoard Column Guard**



**SkudoBoard**



**All Terrain Mat**



**MT Commercial System**



**HT Commercial System**



**SkudoBoard**

**Innovative, purpose-built surface protection systems. This is all we do.**

[www.skudousa.com](http://www.skudousa.com) 1-888-SKUDO-11 (1-888-758-3611)





# GLASS & METAL

## Project Examples



Glass Advanced



SkudoBoard Column Guard



Glass Advanced



SkudoBoard



Counter Mat



Glass Advanced



Edge Protect



Glass Advanced



LT Tack-Mat

Innovative, purpose-built surface protection systems. This is all we do.

[www.skudousa.com](http://www.skudousa.com) 1-888-SKUDO-11 (1-888-758-3611)



# HARDWOOD/GYM

## Project Examples



Innovative, purpose-built surface protection systems. This is all we do.


[www.skudousa.com](http://www.skudousa.com) 1-888-SKUDO-11 (1-888-758-3611)





# KITCHEN & BATH

## Project Examples



Innovative, purpose-built surface protection systems. This is all we do.

[www.skudousa.com](http://www.skudousa.com) 1-888-SKUDO-11 (1-888-758-3611)





# STAIRS

## Project Examples



**HI Tack-Mat**



**HT Commercial System**



**SkudoBoard HT**




**HT Tack-Mat**



**All-Terrain Mat**



**LT Tack-Mat**



**HT Commercial System**



**MT Commercial System**



**HT Tack-Mat**

**Innovative, purpose-built surface protection systems. This is all we do.**

[www.skudousa.com](http://www.skudousa.com) 1-888-SKUDO-11 (1-888-758-3611)





# TERRAZZO

## Project Examples



**MT Commercial System**



**HT Commercial System**



**HI Tack-Mat**



**HT Tack-Mat**



**MT Commercial System**



**SkudoBoard Interlock**



**SkudoBoard +  
HT Tack Mat**



**Counter Mat**



**MT Commercial System**

**Innovative, purpose-built surface protection systems. This is all we do.**

[www.skudousa.com](http://www.skudousa.com) 1-888-SKUDO-11 (1-888-758-3611)



# TILE & STONE

## Project Examples



LT Tack-Mat



HI Tack-Mat



Counter Mat



SkudoBoard+  
LT Tack-Mat



HT Tack-Mat



SkudoBoard



HT Tack-Mat



LT Tack-Mat



HT Tack-Mat & HI Tack-Mat

Innovative, purpose-built surface protection systems. This is all we do.

[www.skudousa.com](http://www.skudousa.com) 1-888-SKUDO-11 (1-888-758-3611)





## Description

Skudo HT (Heavy Traffic) Commercial System is a fully adhered, breathable, temporary surface protection system for commercial projects. It consists of a flexible, peelable Concrete Base Coat and Skudo HT (Heavy Traffic) Mat. The HT Commercial System is our most durable protection, withstanding machinery, shoring and tough environments. It is perfectly suited for protecting concrete, allowing full cure without creating hydration (cure) lines.

Like all Skudo products, the HT Mat temporarily bonds to the surface, blocking debris, materials and spills from damaging the protected surface. Skudo HT provides a slip resistant, seamless and stationary work surface, ideal for placing construction marks and layouts.

Skudo HT is designed to protect surfaces from commercial traffic during construction for up to 12 months. Once the project is completed, the HT Mat is peeled up, revealing a clean and damage-free surface.

## Uses

- Protects most surfaces, including freshly placed concrete as early as 14 days.
  - \*Note: This is subject to slab thickness, mix design, weather, etc. Please contact your Skudo Rep to determine suitability
- Protects polished concrete and terrazzo
- Areas can be polished and protected before interior walls are erected. Framing can be placed over the top of the Commercial System, which then can be left in place underneath
- Under Scaffolding & Shoring
- Flooring and Staircases
- Works as a blank canvas for all types of construction marks and layouts - won't stain or damage surface

## Benefits

- Reliable surface protection for Heavy construction site traffic
- Breathable system
- Superior spill, stain and water resistance (proven against flooding)
- Resistance to UV, rust, impact, and welding splatter
- Class 1 Fire/Flame retardant according to ASTM E 648 and NFPA 253 standards.
- Antibacterial/Antifungal: Test-verified protection against bacteria and molds that cause infection. (ISO-20743)
- Safer working surface
- High slip resistance in wet and dry conditions
- Seamless and stationary
- Cleans surface upon peel up removal



Protected in the United States by patent #10190004  
Canada patent #2850385

**Innovative, purpose-built surface protection systems. This is all we do.**

[www.skudousa.com](http://www.skudousa.com) 1-888-SKUDO-11 (1-888-758-3611)

V 3.7 3.4.20



## Substrate Suitability

<b>Raw Concrete (Smooth)</b>	Very Good	<b>Tiles - Porcelain</b>	Excellent
<b>Polished Concrete (Sealed)</b>	Excellent	<b>Marble / Stone - Smooth</b>	Excellent
<b>Decorative Concrete</b>	Excellent	<b>Marble / Stone - Coarse</b>	Very Good
<b>Brushed Concrete</b>	Good	<b>Epoxy Coated Surfaces</b>	Excellent
<b>Aged Concrete</b>	Excellent	<b>Primed Steel</b>	Excellent
<b>Acid Washed Concrete</b>	Poor	<b>Fiberglass</b>	Excellent
<b>Stairs</b>	Good	<b>Laminate</b>	Good
<b>Terrazzo</b>	Excellent	<b>High Pressure Laminate</b>	Good
<b>Hardwood (Sealed)</b>	Good	<b>Topping/Overlays</b>	Avoid
<b>Tiles - Ceramic</b>	Excellent		

## Product Coverage


<b>HT Mat</b>	800 sq. ft./roll 6.5'W x 123'L
<b>Base Coat</b>	
Smooth/Troweled Surfaces	150 sq. ft./gal
Textured/Medium Broomed finish	as low as 80 sq. ft./gal

The surfaces listed above provide a guide only and vary due to a range of factors. For substrates not listed above, please refer to your Skudo representative. All substrates should be tested for suitability by doing a small spot test. No warranties implied or otherwise are given for the usage of this product.

## Application

The Skudo Commercial System is applied in two steps:

1. The water based Concrete Base Coat is applied using our Notched Squeegee Method. See application sheet for details.
2. The HT Mat is rolled out and pressed into wet Base Coat. For more information on detailed application, please refer to our Website, Product Application Sheet or Label.



**NOTE:** For a detailed explanation of Skudo Commercial Mat System usage, application process and limitations, please see our website which includes step-by-step instructions

## Precautions

- Do not dilute.
- Should not be applied to concrete exposed to excessive moisture. Skudo must be kept dry for 24 hours after installation.
- Do not apply if the temperature of the concrete or air temperature is below 40° F (4° C).
- If installing over sealed, guarded or protected concrete or terrazzo, it is critical sealer is fully cured. Dry to the touch is not sufficient. Always consult a Skudo Representative for compatibility.
- If the Commercial System is exposed to excessive standing water, extremely heavy rainfall or drainerunoff, water can soften the mat, breaking the bond between the protected substrate and Skudo Base Coat. If this occurs, normal lift traffic may damage the Mat. Drain or squeegee water off the affected area and attempt to keep traffic off the mat until it has dried. Once dried, the mat will return to its original strength and in most cases will re-adhere to the substrate.
- After Installation, remove any visible Base Coat after allowing it to completely dry, then peel up. Any attempts to wipe up or press in the exposed wet Base Coat will negate its film forming properties making removal extremely difficult. UV exposure degrades the peelability of the Base Coat.



**Innovative, purpose-built surface protection systems. This is all we do.**

www.skudousa.com 1-888-SKUDO-11 (1-888-758-3611)

V 3.7 3.4.20






## Heavy Traffic (HT) Commercial System Project Examples



Stairs




Decks




Sidewalks



Parking Decks



Welding Protection



Aircraft Hangars



Under Heavy Machinery



Under Equipment and Debris



Under Framing

Innovative, purpose-built surface protection systems. This is all we do.

[www.skudousa.com](http://www.skudousa.com) 1-888-SKUDO-11 (1-888-758-3611)



## Construction Marks/Layouts - Project Examples

Skudo HT Commercial System



Adheres and remains stationary • Use for all types of construction layouts • Fire Retardant  
No need to worry about staining • Won't rub off or wash away • Antibacterial/Antimicrobial



Use for: Wall Layouts, Anchor Points, HVAC Lines, Sprinkler Lines, Plumbing Lines, Door & Window Jambes, Wrapped Openings, Electric Trays, Ceiling Grids, Overhead Units, and more!

Innovative, purpose-built surface protection systems. This is all we do.

[www.skudousa.com](http://www.skudousa.com) 1-888-SKUDO-11 (1-888-758-3611)





## Description

The Skudo MT (Medium Traffic) Commercial System provides temporary surface protection on interior commercial construction jobs. It is comprised of a flexible, peelable Concrete Base Coat and the MT (Medium Traffic) Mat, which together create a homogeneous covering that does not permit contaminants or debris to get between it and the substrate it's protecting.

The MT Commercial System protects against mold, impact and light machinery. With the highest level of slip resistance of all the Skudo products, the MT Mat also provides a safe working environment with a non-slip, seamless and stationary work surface. MT Commercial can protect surfaces up to 9 months.

(NOTE: Interior use only)

Once the project is completed, the MT Mat is simply peeled up and disposed of in general site garbage bins.

## Uses

- Protects most surfaces, including freshly placed concrete as early as 21 days.
  - \*Note: This is subject to slab thickness, mix design, weather, etc. Please contact your Skudo Rep to determine suitability
- Protects polished concrete and terrazzo
- Under Scaffolding & Shoring, Light Machinery

## Benefits

- ✓ Reliable surface protection for Medium construction site traffic
  - Spill, stain and water resistance
  - Resistance to impact
  - Antibacterial/Antifungal: Test-verified protection against bacteria and molds that cause infection. (ISO-20743)
- ✓ Safer working surface
  - High slip resistance in wet and dry conditions
  - Seamless and stationary
- ✓ Cleans surface upon peel up removal



Protected in the United States by patent #10190004  
Canada patent #2850385

**Innovative, purpose-built surface protection systems. This is all we do.**

[www.skudousa.com](http://www.skudousa.com) 1-888-SKUDO-11 (1-888-758-3611)



## Substrate Suitability

<b>Raw Concrete (Smooth)</b>	Very Good	<b>Tiles - Porcelain</b>	Excellent
<b>Polished Concrete (Sealed)</b>	Excellent	<b>Marble / Stone - Smooth</b>	Excellent
<b>Decorative Concrete</b>	Good	<b>Marble / Stone - Coarse</b>	Very Good
<b>Brushed Concrete</b>	Fair	<b>Epoxy Coated Surfaces</b>	Very Good
<b>Aged Concrete</b>	Good	<b>Primed Steel</b>	Excellent
<b>Acid Washed Concrete</b>	Poor	<b>Fiberglass</b>	Excellent
<b>Stairs</b>	Very Good	<b>Laminate</b>	Good
<b>Terrazzo</b>	Excellent	<b>High Pressure Laminate</b>	Good
<b>Hardwood (Sealed)</b>	Good	<b>Topping/Overlays</b>	Avoid
<b>Tiles - Ceramic</b>	Excellent		

## Product Coverage


<b>MT Mat</b>	800 sq. ft./roll 6.5'W x 123'L
<b>Base Coat</b>	
Smooth/Troweled Surfaces	150 sq. ft./gal
Textured/Medium Broomed finish	as low as 80 sq. ft./gal

The surfaces listed above provide a guide only and vary due to a range of factors. For substrates not listed above, please refer to your Skudo representative. All substrates should be tested for suitability by doing a small spot test. No warranties implied or otherwise are given for the usage of this product.

## Application

The Skudo Commercial System is applied in two steps:

1. The water based Concrete Base Coat is applied using our Notched Squeegee Method. See application sheet for details.
2. The MT Mat is rolled out and pressed into wet Base Coat. For more information on detailed application, please refer to our Website, Product Application Sheet or Label.



**NOTE:** For a detailed explanation of Skudo Commercial Mat System usage, application process and limitations, please see our website which includes step-by-step instructions

## Precautions

- Do not dilute.
- Should not be applied to concrete exposed to excessive moisture. Skudo must be kept dry for 24 hours after installation.
- Do not apply if the temperature of the concrete or air temperature is below 40° F (4° C).
- If installing over sealed, guarded or protected concrete or terrazzo, it is critical sealer is fully cured. Dry to the touch is not sufficient. Always consult a Skudo Representative for compatibility.
- If the Commercial System is exposed to excessive standing water, extremely heavy rainfall or drainer runoff, water can soften the mat, breaking the bond between the protected substrate and Skudo Base Coat. If this occurs, normal lift traffic may damage the Mat. Drain or squeegee water off the affected area and attempt to keep traffic off the mat until it has dried. Once dried, the mat will return to its original strength and in most cases will re-adhere to the substrate.
- After Installation, remove any visible Base Coat after allowing it to completely dry, then peel up. Any attempts to wipe up or press in the exposed wet Base Coat will negate its film forming properties making removal extremely difficult. UV exposure degrades the peelability of the Base Coat.



**Innovative, purpose-built surface protection systems. This is all we do.**

[www.skudousa.com](http://www.skudousa.com) 1-888-SKUDO-11 (1-888-758-3611)

V 3.6 3.4.20






## Medium Traffic (MT) Commercial System Project Examples



Staging Areas




Residential



Under Ladders & Carts



Gymnasiums



Stadiums



Under Light Machinery



Commercial Interiors



Under Materials and Debris



Mud/Moisture Protection

*NOTE: MT Commercial System is intended for INTERIOR USE ONLY.*

**Innovative, purpose-built surface protection systems. This is all we do.**

[www.skudousa.com](http://www.skudousa.com) 1-888-SKUDO-11 (1-888-758-3611)



# Application Preparation & Summary

## PREPARATION

**IMPORTANT:** Before applying the Skudo Mat System:

- Ensure Skudo is suitable for the substrate on which it will be applied  
*NOTE: avoid applying Skudo to unsealed hardwood, carpet, rubber, painted surfaces, weak or latex based grout, unfilled travertine, pavers, high pH substrates (above 11.0), linoleums and vinyls that are effected by high pH of Base Coat (See www.SkudoUSA.com for complete details)*
- Ensure the surface pH is below 11.0 and relative humidity (RH) is 90% or lower.
- Ensure the surface temperature is above 40 and below 105 degrees F.
- Do not apply the system externally if rain is likely within 24 hours.
- If applied, ensure all densifiers, grouts, sealers, guards, epoxies, etc. have been cured / burnished to their manufacturer specifications (touch dry is not sufficient). In some instances, it is beneficial to wait to apply any topical coatings (sealers, etc.) until after Skudo has been removed. Consult Skudo representative if uncertain.
- Ensure the area is clean and free from any foreign materials that will contaminate or compromise the Base Coat.

Always spot test Skudo to specific job site conditions



Thoroughly sweep the surface to ensure the area is clean and free of debris/foreign materials that will compromise and contaminate the Base Coat.

## JOB ASSESSMENT CONSIDERATIONS

Know which grade of Skudo you are applying (Orange-HT or Yellow-MT), and adhere to the limitations listed in the Product Data, including:

- 1. Expected Construction Traffic**
  - Machinery - HT can handle moderate machinery, MT can handle infrequent and light machinery.
  - Shoring & Scaffolding – Both HT and MT Mat can handle.

### 2. Job duration and location

If the job is exterior, you should be using HT only. The average on site life of Skudo Mats is as follows:

- HT Mat – Up to 12 months
- MT Mat – Up to 9 months

### 3. Water and spill resistance:

- HT offers the highest water and spill resistance. MT offers moderate resistance.

## SPREAD RATES

It is critical that the Skudo Base Coat be applied consistently to a thickness of at least 10 mils wet.

The spread rates of the Base Coat will vary due to weather and how porous the substrate is on which it will be applied.

- On flat sealed continuous substrates the Base Coat will yield approximately 150 sq. ft. per gallon.
- On raw concrete or substrates with a lot of undulation or grout lines the yield can significantly drop below the rate above.

## BASE COAT APPLICATION METHODS & TOOLS



### NOTCHED SQUEEGEE & BACK ROLL

**Tools**  
(1) Skudo Commercial Mat Squeegee Installation Pack

**Application Rate**  
10,000-12,000 SF/ Day

**Preparation**  
Thoroughly soak Back roller cover in Base Coat  
Sweep debris off area

**Clean up**  
Throw away roller covers when done  
Overnight - submerge roller in Base Coat

**Crew Needed**  
3 Man Crew

## ONCE APPLIED

Once applied, clear the area of any traffic and cordon off the area for at least 3 hours to allow Skudo to fully dry (HT will take longer to dry, but it will be able to take foot traffic after 3 hours and machines the next day). Dry time may vary due to substrate temperature and porosity of the surface.

Tools and equipment should be washed out using warm soapy water.

Although the Skudo Base Coat is classed as Non Hazardous, avoid wash out entering drains, waterways and finished surfaces. Please refer to the SDS for more information.

## PATCHING & MAINTENANCE

Should the Skudo Mats require patching, lift up the tear, apply fresh Base Coat underneath and press the Mat back down. Alternatively, you may apply a new section of the Skudo Mat with Base Coat over the hole.

## REMOVAL



When ready to remove the Skudo Mat, work with a partner and simply lift a corner and peel it back at a 45 degree angle. To make the process easier and faster, nip the edge at 2 to 3 foot widths and tear it into thinner strips. Dispose of the Mat in general site garbage bins.

**NOTE: Removal of the Mat when the temperature is below 36°F makes the System less peelable.**

The time it takes to remove the Skudo Mat will depend upon factors such as the texture of the surface it was applied to, and whether or not there were any contaminants on the surface at the time of application.

**RECOMMENDED:** Use the Skudo Mat Puller to give more leverage and make the removal process easier on your hands.



Protected in the United States by patent #10190004

Innovative, purpose-built surface protection systems. This is all we do.

www.skudousa.com 1-888-SKUDO-11 (1-888-758-3611)





# Application Guide



### Step 1

Start with the Skudo Mat in a corner of the area to be covered.

Roll the Mat out 3 to 4 feet and align with a wall or edge of slab to ensure a straight roll out.

Lift the rolled out section over the rolled up portion of the Mat.



### Step 2

After soaking the Back Roller in Base Coat, begin applying the Base Coat directly onto the surface using the Notched Squeegee and Back Roller. Make sure the Base Coat is applied in a consistent coat with a thickness of **10 Mils wet**.

Apply it to the surface across the **entire width** of the Skudo Mat roll.

**Note** : Rough or textured surfaces will require a thicker application of Base Coat.



### Step 3

Lay the rolled out section of Skudo Mat back onto the wet Base Coat and press it in immediately, using either the Skudo Roller or a dry paint roller.

It is critical that the Skudo Mat is uniformly pressed into the Base Coat.

This now becomes the anchor for the rest of the roll.



### Step 4

Continue to apply the Base Coat again in front of the roll.

When using the Skudo Notched Squeegee, ensure to pull the product away from the roll before back rolling.

Press in the Skudo Mat as you go, repeat process until the end of the row, taking note to ensure Base Coat thickness is **10 Mils wet**. Once applied, do not lift the Mat.



### Step 5

Start the next row with the Skudo Mat as per Step 1, overlapping the edge up to the guide line. Roll out 4 to 5 feet of the Mat for alignment.

This will ensure that the next section will be straight and will not drift off this line further down the area of application.



### Note:

The Base Coat can be used to adhere the overlap.

This makes the system more water tight which is important for projects that have not been dried in yet.

**IMPORTANT:** The Base Coat will dry clear (not white). Failure to apply correct thickness or properly 'Press' in the Mat may result in a poor lamination and possible failure on peel.



Scan to see step-by-step application instructions on our website, including our application video!

Innovative, purpose-built surface protection systems. This is all we do.

www.skudousa.com 1-888-SKUDO-11 (1-888-758-3611)



## Description

Skudo's Heavy Traffic (HT) Construction Tack-Mat offers outstanding temporary surface protection for horizontal indoor surfaces including floors and stairs. HT Tack-Mat features a unique self-stick surface - simply peel the backing paper and apply.

HT Tack-Mat provides interior surface protection for commercial and residential projects for up to 12 months.



## Benefits

- Strong bond with the surface blocks any dirt and debris from staining or damaging the protected substrate
- Provides protection from machinery, carts and foot traffic
- Protects from small spills of many chemicals, solvents, paints, and oils.
- Slip resistant surface that is seamless and stationary
- Protects against color changing UV rays
- Can be used in any temperature : -20°F to +200°F
- Proven Fire/Flame retardant according to Class 1 ASTM E 648 and NFPA 253 standards.
- Antibacterial/Antifungal: Test-verified protection against bacteria and molds that cause infection. (ISO-20743)
- Easy to adjust or inspect surface, simply peel up and re-position

## Uses

Protects all surfaces during construction/remodeling including:

- Marble, Granite, and Stone \*
- Hardwood\* and laminate
- Ceramic and Porcelain Tile
- Glass, Epoxies, and Metals
- Sheet Vinyl
- Showers, bathtubs, and countertops

\*Please see "Limitations" section (pg 2)



Slip Resistant Surface



Perfect for stairs



Commercial Bath



Durable

**Innovative, purpose-built surface protection systems. This is all we do.**

[www.skudousa.com](http://www.skudousa.com) 1-888-SKUDO-11 (1-888-758-3611)





## Application & Removal

All Skudo Tack-Mat products are easily applied by peeling off the release paper and pressing down onto the surface. Apply seam tape to the overlap joints to firmly secure. Simply peel up Tack-Mat leaving a clean, undamaged surface.



For detailed step-by-step Tack-Mat application directions and video, please visit our website: [www.skudousa.com/how-to-apply/skudo-tack-mat/](http://www.skudousa.com/how-to-apply/skudo-tack-mat/)



Easy Application

## Heavy Traffic (HT) Tack-Mat Product Data

- Width : 40"
- Length : 165'
- Surface Area : 550 SF
- Mat Thickness : 1/16"
- Roll Weight : 90 lbs
- Color : Orange
- Product SKU : TM-HT-3.3-165

## Limitations

- **INTERIOR USE ONLY.** Skudo HT Tack-Mat is intended for interior use only and is not suited for areas that will be exposed to inclement weather and wind. If exposure to the elements is a concern, Skudo recommends the Heavy Traffic (HT) Commercial Mat System. Please consult with your Skudo representative for more details.
- **All adhesives have the potential to lift finished coatings or paint depending on the condition and age of the surface.** Testing a small piece in a non-critical area will help you judge suitability for use.
- If applying to hardwood flooring, only use Skudo Tack-Mat on sealed hardwood with a hard wearing factory finished surface (eg : Aluminum Oxide). If in question, please contact Skudo for suitability testing.
- **Skudo Tack-Mat should NOT be applied to:**
  - Polished Concrete
  - Concrete that has not fully cured
  - Limestone
  - Non-factory finished hardwood flooring
  - Any exterior surfaces

***Please consult with your Skudo representative to determine which Skudo product is best for your project.***

**Innovative, purpose-built surface protection systems. This is all we do.**

[www.skudousa.com](http://www.skudousa.com) 1-888-SKUDO-11 (1-888-758-3611)



## Heavy Traffic (HT) Tack-Mat Project Examples



Lobbies/Offices



Stairs



Staging Areas



Heavy Traffic Walkways



Remodel/Renovation



Commercial Interiors



Elevators



Bathrooms



Hallways/Corridors

Innovative, purpose-built surface protection systems. This is all we do.

[www.skudousa.com](http://www.skudousa.com) 1-888-SKUDO-11 (1-888-758-3611)





## Description

Skudo's Light Traffic (LT) Construction Tack-Mat offers outstanding temporary surface protection that is easy to apply to both vertical and horizontal indoor surfaces, around corners such as stairs and door jambs, on countertops, cabinets, windows and more. LT Tack-Mat features a unique self-stick surface - simply peel the backing paper and apply.

LT Tack-Mat provides interior surface protection for commercial and residential projects for up to 12 months.

## Benefits

- Strong bond with the surface blocks any dirt and debris from ever coming into contact with the protected substrate
- Impact protection from carts and foot traffic
- Stain proof protection from small spills of chemicals, solvents, paints, oils etc.
- Provides a slip resistant surface that is seamless and stationary
- Can be used in any temperature : -20°F to +200°F
- Easy to adjust or inspect surface, simply peel up and re-position

## Uses

Protects all surfaces during construction / remodeling including:

- Marble, Granite, & Stone\*
- Hardwood\* and laminate
- Ceramic and Porcelain Tile
- Glass, Epoxies, and Metals
- Sheet Vinyl
- Vertical surfaces, such as walls, cabinets, doors, framing, and stairs
- Showers, bathtubs, and countertops

\*Please see "Limitations" section (flip side)



Easy Application



Versatile usage



Protects from materials & dirt



Durable



**Innovative, purpose-built surface protection systems. This is all we do.**

[www.skudousa.com](http://www.skudousa.com) 1-888-SKUDO-11 (1-888-758-3611)



## Application & Removal

All Skudo Tack-Mat products are easily applied by peeling off the release paper and pressing down onto the surface. Simply peel up Tack-Mat leaving a clean, undamaged surface.



For detailed step-by-step Tack-Mat application directions and video, please visit our website:  
[www.skudousa.com/how-to-apply/skudo-tack-mat/](http://www.skudousa.com/how-to-apply/skudo-tack-mat/)



Easy Application

## Light Traffic (LT) Tack-Mat Product Data

- |                 |          |               |                 |
|-----------------|----------|---------------|-----------------|
| • Width         | : 40"    | • Roll Weight | : 50 lbs        |
| • Length        | : 165'   | • Color       | : Grey          |
| • Surface Area  | : 550 SF | • Product SKU | : TM-LT-3.3-165 |
| • Mat Thickness | : 1/16"  |               |                 |

## Limitations

- **INTERIOR USE ONLY.** Skudo LT Tack-Mat is intended for interior use only and is not suited for areas that will be exposed to inclement weather and wind. If exposure to the elements is a concern, Skudo recommends the Heavy Traffic (HT) Commercial Mat System. Please consult with your Skudo representative for more details.
- **All adhesives have the potential to lift finished coatings or paint depending on the condition and age of the surface.** Testing a small piece in a non-critical area will help you judge suitability for use.
- If applying to hardwood flooring, only use Skudo Tack-Mat on sealed hardwood with a hard wearing factory finished surface (eg : Aluminum Oxide). If in question, please contact Skudo for suitability testing.
- If applying vertically, space must be conditioned. Humidity can cause this system to release from the substrate.
- **Skudo Tack-Mat should NOT be applied to:**
  - Polished Concrete
  - Concrete that has not fully cured
  - Limestone
  - Hardwood floors finished onsite
  - Any exterior surfaces

***Please consult with your Skudo representative to determine which Skudo product is best for your project.***

**Innovative, purpose-built surface protection systems. This is all we do.**

[www.skudousa.com](http://www.skudousa.com) 1-888-SKUDO-11 (1-888-758-3611)





## Light Traffic (LT) Tack-Mat Project Examples



Open Floors



Stairs



Residential



Office



Doors & Vertical Surfaces



Staging & Storage Areas



Countertops



Lobbies



Privacy Screen

Innovative, purpose-built surface protection systems. This is all we do.

[www.skudousa.com](http://www.skudousa.com) 1-888-SKUDO-11 (1-888-758-3611)



## Extreme Protection – High Impact

The HIGH IMPACT version of the Skudo Tack-Mat offers superior impact resistance in addition to the usual temporary surface protection expected from Skudo's products. Like all Skudo Tack-Mat products, the HIGH IMPACT product features a unique repositionable self-stick backing - simply peel the backing paper and apply. The HIGH IMPACT Tack-Mat can be used on both horizontal and vertical interior surfaces, around corners such as stairs and door jambs, on countertops, cabinets, windows and more.

HIGH IMPACT Tack-Mat provides interior surface protection for commercial and residential projects for up to 12 months.

## Benefits

- Superior impact resistance for delicate surfaces
- Strong bond blocks dirt and debris from contact with the protected surface
- Stain resistant protection against chemicals, solvents, paints, oils and other liquids
- Provides a durable, slip resistant stationary surface
- Can be used in any temperature : -20°F to +200°F
- Easy to adjust or inspect surface, simply peel up and re-position

## Uses

Protects all surfaces during construction / remodeling including:

- Marble, Granite, & Stone\*
- Hardwood\* and laminate
- Ceramic and Porcelain Tile
- Glass, Epoxies, and Metals
- Sheet Vinyl
- Vertical surfaces, such as walls, cabinets, doors, framing, and stairs
- Showers, bathtubs, and countertops

\*Please see "Limitations" section (pg 2)



Superior Impact Protection



Versatile usage



Protects many surface types



Perfect for high traffic zones

**Innovative, purpose-built surface protection systems. This is all we do.**

[www.skudousa.com](http://www.skudousa.com) 1-888-SKUDO-11 (1-888-758-3611)

V 2.4 3.4.20





### Application & Removal

All Skudo Tack-Mat products are easily applied by peeling off the release paper and pressing down onto the surface. Simply peel up Tack-Mat leaving a clean, undamaged surface.



For detailed step-by-step Tack-Mat application directions and video, please visit our website: [www.skudousa.com/how-to-apply/skudo-tack-mat/](http://www.skudousa.com/how-to-apply/skudo-tack-mat/)



Easy Application

### High Impact (HI) Tack-Mat Product Data

- Width : 40"
- Length : 65'
- Surface Area : 215 SF
- Mat Thickness : 1/6"
- Roll Weight : 42 lbs
- Color : Grey
- Product SKU : TM-HI-3.3-65-IMPACT

### Limitations

- **INTERIOR USE ONLY.** Skudo HI Tack-Mat is intended for interior use only and is not suited for areas that will be exposed to inclement weather and wind. If exposure to the elements is a concern, Skudo recommends the Heavy Traffic (HT) Commercial Mat System. Please consult with your Skudo representative for more details.
- **All adhesives have the potential to lift finished coatings or paint depending on the condition and age of the surface.** Testing a small piece in a non-critical area will help you judge suitability for use.
- If applying to hardwood flooring, only use Skudo Tack-Mat on sealed hardwood with a hard wearing factory finished surface (eg : Aluminum Oxide). If in question, please contact Skudo for suitability testing.
- If applying vertically, space must be conditioned. Humidity can cause this system to release from the substrate.
- **Skudo Tack-Mat should NOT be applied to:**
  - Polished Concrete
  - Concrete that has not fully cured
  - Limestone
  - Non-factory finished hardwood flooring
  - Any exterior surfaces

**Please consult with your Skudo representative to determine which Skudo product is best for your project.**

**Innovative, purpose-built surface protection systems. This is all we do.**

[www.skudousa.com](http://www.skudousa.com) 1-888-SKUDO-11 (1-888-758-3611)



# COUNTER MAT



## Description

Skudo Counter-Mat has been specifically designed to provide perfect protection for countertops, kitchen/bath surfaces, and other small areas during construction. Counter-Mat's labor-saving 27 inch width reduces the need to cut down rolls, helping to eliminate project waste. Also, like all Skudo Tack-Mat products, Counter-Mat features a unique self-stick surface - simply peel the backing paper and apply.

Skudo Counter-Mat provides interior surface protection for commercial and residential projects for up to 12 months.

## Benefits

- Strong bond with the surface blocks dirt and debris from coming into contact with the protected substrate
- Impact protection from carts, ladders, tools, and more
- Stain proof protection from small spills of chemicals, solvents, paints, oils etc.
- Seamless and stationary - won't move out of place
- Can be used in any temperature : -20°F to +200°F
- Easy to adjust or inspect surface, simply peel up and re-position

## Uses


Protects all surfaces during construction / remodeling including:

- Marble, Granite, and Stone\*
- Ceramic and Porcelain Tile
- Vinyl, laminate, and hardwood\*
- Glass
- Metal surfaces, such as stainless steel and aluminum

\*Please see "Limitations" section (pg 2)



Sized for countertops



Impact protection



Perfect for small areas



Protection from equipment

**Innovative, purpose-built surface protection systems. This is all we do.**

[www.skudousa.com](http://www.skudousa.com) 1-888-SKUDO-11 (1-888-758-3611)





# COUNTER MAT



## Application & Removal

All Skudo Tack-Mat products are easily applied by peeling off the release paper and pressing down onto the surface. Simply peel up Tack-Mat leaving a clean, undamaged surface.



For detailed step-by-step Tack-Mat application directions and video, please visit our website: [www.skudousa.com/how-to-apply/skudo-tack-mat/](http://www.skudousa.com/how-to-apply/skudo-tack-mat/)



Easy Application

## Counter Mat Product Data

- Width : 27"
- Length : 82'
- Surface Area : 184 SF
- Mat Thickness : 1/16"
- Roll Weight : 15 lbs
- Color : Grey
- Product SKU : TM-LT-2.25-82-COUNTER

## Limitations

- **INTERIOR USE ONLY.** Skudo Tack-Mat is intended for interior use only and is not suited for areas that will be exposed to inclement weather and wind. If exposure to the elements is a concern, Skudo recommends the Heavy Traffic (HT) Commercial Mat System. Please consult with your Skudo representative for more details.
- **All adhesives have the potential to lift finished coatings or paint depending on the condition and age of the surface.** Testing a small piece in a non-critical area will help you judge suitability for use.
- If applying to hardwood flooring, only use Skudo Tack-Mat on sealed hardwood with a hard wearing factory finished surface (eg : Aluminum Oxide). If in question, please contact Skudo for suitability testing.
- If applying vertically, space must be conditioned. Humidity can cause this system to release from the substrate.
- **Skudo Tack-Mat should NOT be applied to:**
  - Polished Concrete
  - Concrete that has not fully cured
  - Limestone
  - Non-factory finished hardwood flooring
  - Any exterior surfaces

**Please consult with your Skudo representative to determine which Skudo product is best for your project.**

**Innovative, purpose-built surface protection systems. This is all we do.**

[www.skudousa.com](http://www.skudousa.com) 1-888-SKUDO-11 (1-888-758-3611)



# EDGE PROTECT



## Description

Skudo Edge Protect Tack-Mat has been specifically designed and sized to protect window frames, ledges, railing, door jambs, and other indoor framing and edges during construction. With both 8 inch and 12 inch width rolls available, there is no longer a need to cut down rolls which helps to save time, labor, and waste. Also, like all Skudo Tack-Mat products, Edge Protect features a unique self-stick surface - simply peel the backing paper and apply.

Skudo Edge Protect provides interior surface protection for commercial and residential projects for up to 12 months.

## Benefits

- Strong bond with the surface blocks any dirt and debris from ever coming into contact with the protected substrate
- Impact protection from carts, ladders, tools, and more
- Stain proof protection from small spills of chemicals, solvents, paints, oils etc.
- Seamless and stationary - won't move out of place
- Can be used in any temperature : -20°F to +200°F
- Easy to adjust or inspect surface, simply peel up and re-position

## Uses

Protects all edges during construction / remodeling including:

- Glass & Metal framing, ledges, and railing
- Ceramic and Porcelain Tile
- Marble, Granite, and Stone\*
- Vinyl, Laminate, and Hardwood\*

\*Please see "Limitations" section (pg 2)



Perfect for framing



Peel up and re-apply



Protect edges from damage



Durable



**Innovative, purpose-built surface protection systems. This is all we do.**

[www.skudousa.com](http://www.skudousa.com) 1-888-SKUDO-11 (1-888-758-3611)

V 2.2 3.4.20





# EDGE PROTECT



## Application & Removal

All Skudo Tack-Mat products are easily applied by peeling off the release paper and pressing down onto the surface. Simply peel up Tack-Mat leaving a clean, undamaged surface.



For detailed step-by-step Tack-Mat application directions and video, please visit our website:  
[www.skudousa.com/how-to-apply/skudo-tack-mat/](http://www.skudousa.com/how-to-apply/skudo-tack-mat/)



Easy Application

## Edge Protect Tack-Mat Available Sizes & Product Data

- |  |  |
|--|--|
| <ul style="list-style-type: none"> <li>• <b>Dimensions: 8.5"W x 50'L</b></li> <li>• Square Footage: 33.3 sq. ft./roll</li> <li>• Product #TM-EP-8i-50</li> <li>• Color: Grey</li> <li>• Weight: 3.5 lbs./roll</li> <li>• Thickness: 1/16"</li> </ul> | <ul style="list-style-type: none"> <li>• <b>Dimensions: 12"W x 82'L</b></li> <li>• Square Footage: 82 sq. ft./roll</li> <li>• Product #TM-EP-12i-82</li> <li>• Color: Grey</li> <li>• Weight: 8.5 lbs./roll</li> <li>• Thickness: 1/16"</li> </ul> |
|--|--|

## Limitations

- **INTERIOR USE ONLY.** Skudo Tack-Mat is intended for interior use only and is not suited for areas that will be exposed to inclement weather and wind. If exposure to the elements is a concern, Skudo recommends the Heavy Traffic (HT) Commercial Mat System. Please consult with your Skudo representative for more details.
- **All adhesives have the potential to lift finished coatings or paint depending on the condition and age of the surface.** Testing a small piece in a non-critical area will help you judge suitability for use.
- If applying to hardwood flooring, only use Skudo Tack-Mat on sealed hardwood with a hard wearing factory finished surface (eg : Aluminum Oxide). If in question, please contact Skudo for suitability testing.
- If applying vertically, space must be conditioned. Humidity can cause this system to release from the substrate.
- **Skudo Tack-Mat should NOT be applied to:**
  - Polished Concrete
  - Concrete that has not fully cured
  - Limestone
  - Non-factory finished hardwood flooring
  - Any exterior surfaces

**Please consult with your Skudo representative to determine which Skudo product is best for your project.**

**Innovative, purpose-built surface protection systems. This is all we do.**

[www.skudousa.com](http://www.skudousa.com) 1-888-SKUDO-11 (1-888-758-3611)

V 2.2 3.4.20



# Skudo Tack-Mat Application Guide

This guide is applicable to the following product lines: Skudo Heavy Traffic (HT) Tack-Mat, Light Traffic (LT) Tack-Mat, High Impact (HI) Tack-Mat, Edge Protect Tack-Mat, and Counter Mat

## IMPORTANT - Read Before Applying:

- **Skudo Tack-Mat should NOT be applied to:**
  - Concrete
  - Limestone
  - Non-factory finished hardwood flooring
- **INTERIOR USE ONLY.** All Skudo Tack-Mat products are intended for interior use only and is not suited for areas that will be exposed to inclement weather and wind. If exposure to the elements is a concern, Skudo recommends the Heavy Traffic (HT) Commercial Mat System. Please consult with your Skudo representative for more details.
- **All adhesives have the potential to lift finished coatings or paint depending on the condition and age of the surface.**

Testing a small piece in a non-critical area will help you judge suitability for use.

- If applying to hardwood flooring, only use Skudo Tack-Mat on sealed hardwood with a hard wearing factory finished surface (eg : Aluminum Oxide). If in question, please contact Skudo for suitability testing.
- Tack Mat can be applied to vertical surfaces. However, space must be conditioned as humidity can cause this system to release from the substrate
- **Always consult with your Skudo Representative to determine which Skudo product is best suited for your project.**



### STEP 1

Peel back 3 to 4 feet of the release paper from the back of the mat. Fold this back underneath the Tack-Mat roll.



### STEP 2

Align the roll to ensure a straight application. Attach the tacky side to the surface and press in the mat firmly.



### STEP 3

When first roll is completed, begin the second row, overlapping the mat by 2 inches. On HT Tack-Mat and also for extra durability on LT and HI Tack-Mat, apply vinyl or duct tape to the overlap joints.



### STEP 4

Continue installing until the entire area is protected. Tack-Mat can be lifted for inspection or to smooth out wrinkles and press back into place. Your surface is now protected.



### APPLICATION ON STAIRS

Start at the bottom and pull the release paper up while moving the roll up the stairs. Press the Tack-Mat onto all the treads and risers.



### USE ON VERTICAL SURFACES

For use on vertical surfaces, simply peel the release paper and fully press the Tack-Mat into the surface to be protected. Please note that for vertical application, the space must be conditioned in order to prevent the mat from prematurely separating from the substrate.



For detailed step-by-step Tack-Mat application directions and video, please visit our website.

**Innovative, purpose-built surface protection systems. This is all we do.**

[www.skudousa.com](http://www.skudousa.com) 1-888-SKUDO-11 (1-888-758-3611)





## All-Terrain Mat

All-Terrain Mat provides an extremely durable traffic zone on loose and unprepared ground on construction sites for use by workers, contractors, and their clients.

All-Terrain Mat provides a heavy duty surface (1/2 inch thick) with a free draining structure that allows dirt and water to pass through. This provides a very high level of slip resistance for both wet and dry conditions.

All-Terrain Mat offers excellent durability and resistance to heavy wear & tear.

### Uses:

- Provides a safe walkway over gravel, rocks, mud, snow & ice.
- Excellent walk off mat to keep your site & job trailers clean.
- Directs traffic safely through heavy construction zones.
- Anti-fatigue properties for workers.

### Features:

- Extremely durable construction that allows water & soil to pass through the mat.
- Thick & heavy so it stays in place in challenging conditions.
- Test-proven protection against flame & freeze. (FMVSS 302-1998)
- Can be pegged down as needed.

For jobsites with rough terrain, heavy rain, mud, snow and ice, Skudo's All-Terrain Mat is the solution.



Traps Dirt & Debris



Use over Mud & Rocks



Perfect for Beach Access Paths



Thick, Heavy Duty Surface



Perfect for Workers, Contractors, & Clients



Stays in Place Over Harsh Terrain



Safely Direct Traffic through a Jobsite - including TPO Roofs

**Innovative, purpose-built surface protection systems. This is all we do.**

[www.skudousa.com](http://www.skudousa.com) 1-888-SKUDO-11 (1-888-758-3611)



## All-Terrain Mat Product Details

Part # = AT-3K-3.3-33-ORANGE

### Dimensions:

- Mat Width = 3.3 feet
- Mat Length = 33 feet
- Mat Weight = 86 lbs per roll / 0.8 lb. per sq. ft. (approx)
- Roll Diameter = 16 in. (approx)
- Product Thickness = 0.5 in. (approx)

Composition: Specially designed non-absorbent Vinyl loop coils extruded from 100% PVC and thermally bonded. DOP Free.

Appearance: Orange vinyl loop coiled mat

Fire resistance: In accordance with -  
US CPSC 16 CFR Part 1631 (FF2-70)

Frost Resistance: Withstand -13°F without break

Tensile Strength: In accordance with ASTM D5034-2009  
Crosswise - 3997N  
Lengthwise - 3923N

Tear Strength: In accordance with ASTM D5034-2009  
Crosswise - 1342N  
Lengthwise - 1216N

Slip Resistance: In reference to to GB/t 4100-2006  
Friction Coefficient (DRY) - 0.685  
Friction Coefficient (WET) - 0.580

REACH: In accordance with EC No 1907/2006 - PASS

Packaging: 9 rolls per pallet



**Innovative, purpose-built surface protection systems. This is all we do.**

[www.skudousa.com](http://www.skudousa.com) 1-888-SKUDO-11 (1-888-758-3611)





## All-Terrain Mat Project Examples



Water Run-Off Areas



Outside Construction Trailers



Walkways - Beach




Walkways - Loose Ground



Outdoor Stairs



Heavy Equipment



Ramps



TPO Roofs



Walkways - Interior

Innovative, purpose-built surface protection systems. This is all we do.

[www.skudousa.com](http://www.skudousa.com) 1-888-SKUDO-11 (1-888-758-3611)



## Description

SkudoBoard is a heavy duty, synthetic, rigid board that provides superior protection under forklift and general construction traffic. Use wherever you would protect your surfaces with Masonite or plywood. Ideal for use under work stations - pipe cutting, finish carpentry, painting.

The textured surface of SkudoBoard is fire retardant, water resistant and resists curling and warping - reducing safety hazards on your jobsite. The high compression strength protects from dropping objects and spreads the load under forklifts, keeping your floors safe. It can also be used for extreme vertical protection.

SkudoBoard is also available in a **Fabric Back** version - which features a unique fabric underside to make it safer for surface types like tile, stone, marble, vinyl, hardwood, etc. without fear of damage, chips, and scratches.

## Features & Benefits

- Water resistant, can be used on exterior surfaces
- Fire Retardant (ATSM E Class 1, 16 CFR 1630)
- Test-proven slip resistance in wet conditions (ANSI/NFSI B101.3-2012)
- Extremely high impact resistance – spreads impact loads
- Ideal for use under work stations – i.e. pipe cutting, finish carpentry, painting.
- Ideal for forklift and material cart protection
- Well suited for protecting floors from work station traffic and debris
- Light weight, easy to handle and reusable
- Replaces curling Masonite and plywood
- Far superior to cardboard protection products
- Fabric Back version now available for additional protection from surface damage



High impact protection



Water resistant, resists curling and warping



Use under ladders, carts, and workstations



Fabric Back version available for additional protection

**Innovative, purpose-built surface protection systems. This is all we do.**

[www.skudousa.com](http://www.skudousa.com) 1-888-SKUDO-11 (1-888-758-3611)





## SkudoBoard Available Versions & Product Data

### SkudoBoard (Standard)

- Dimensions: 4'W x 8'L
- Square Footage: 32 sq. ft./board
- Product #BOARD-HT-FR-4x8-1500
- Weight: 10 lbs./sheet
- Thickness: 5/16"
- Color: Grey

### SkudoBoard - Fabric Back

- Dimensions: 4'W x 8'L
- Square Footage: 32 sq. ft./board
- Product #BOARD-HT-FR-4x8-FABRIC
- Weight: 10 lbs./sheet
- Thickness: 7/16"
- Color: Grey

## SkudoBoard Technical Data

5 mm, 1500 g/m<sup>2</sup>

Property	Test Standard	Units	Result Average Value	Standard Deviation
Board Thickness		mm	5.00	0.10
Unit Weight		g/m <sup>2</sup>	1524	66
Flexural Strength, MD	ASTM D790 (Modified)	psi	1433	87
Flexural Strength, TD	ASTM D790 (Modified)	psi	1344	78
Flexural Modulus, MD	ASTM D790 (Modified)	Kpsi	120	9
Flexural Modulus, TD	ASTM D790 (Modified)	Kpsi	112	5
Gardner Impact Mean-Failure Impact	ASTM D5420	in	4.3	0.9
Flat Crush Resistance	ISO 3035 TAPPI-825	psi	> 1000	
Edge Crush Resistance	ISO 3037 TAPPI-811	lb./in	88	22

Note:

1. Flexural Test: 12" x 12" sample with 10" span, 3-point bending
2. Gardner Impact Test: 8 lb. steel-rod impact mass
3. MD: Machine Direction
4. TD: Transverse Direction
5. Kpsi = 10<sup>3</sup> psi

**Innovative, purpose-built surface protection systems. This is all we do.**

[www.skudousa.com](http://www.skudousa.com) 1-888-SKUDO-11 (1-888-758-3611)



## INTERLOCK



### Description

SkudoBoard INTERLOCK is a heavy duty, synthetic, rigid board that provides superior protection under forklift and general construction traffic. The interlocking tabs also keep the board from slipping and moving out of place.

Use SkudoBoard Interlock wherever you would traditionally protect your surfaces with Masonite or plywood. Ideal for use under work stations - pipe cutting, finish carpentry, painting. Easy to layout and repack for quick mobilization on after-hours projects.

The textured surface of SkudoBoard INTERLOCK provides high slip resistance in addition to being fire retardant and water resistant. SkudoBoard INTERLOCK does not curl or warp - reducing safety hazards on your jobsite. The high compression strength protects from dropping objects and spreads the load under forklifts, keeping your floors safe. It can also be used for extreme vertical protection.

### Features & Benefits

- Interlocking tabs keep SkudoBoard securely in place
- Water resistant, can be used on exterior surfaces
- Replaces curling Masonite and plywood
- Fire Retardant (ATSM E Class 1, 16 CFR 1630)
- Test-proven slip resistance in wet conditions (ANSI/NFSI B101.3-2012)
- Extremely high impact resistance – spreads impact loads
- Ideal for use under work stations – i.e. pipe cutting, finish carpentry, painting.
- Ideal for forklift and material cart protection
- Well suited for protecting floors from jobsite traffic and debris
- Light weight, easy to handle and reusable
- Far superior to cardboard protection products
- Edge pieces included to fill in gaps when placing against walls



Extremely high impact resistance



Interlocking tabs hold product securely in place



Superior protection under forklift and construction traffic




Edge pieces fill in gaps along walls

**Innovative, purpose-built surface protection systems. This is all we do.**

[www.skudousa.com](http://www.skudousa.com) 1-888-SKUDO-11 (1-888-758-3611)





## INTERLOCK

### SkudoBoard INTERLOCK Product Data

#### SkudoBoard Interlock

- Dimensions: 3.75' x 3.75'
- Square Footage: 14 sq. ft./board
- Product #BOARD-HT-FR-3.75-INTRL
- Weight: 4 lbs/sheet
- Thickness: 1/8"
- Color: Light Gray



Fire retardant, water & slip resistant

### SkudoBoard Technical Data

5 mm, 1500 g/m<sup>2</sup>

Property	Test Standard	Units	Result Average Value	Standard Deviation
Board Thickness		mm	5.00	0.10
Unit Weight		g/m <sup>2</sup>	1524	66
Flexural Strength, MD	ASTM D790 (Modified)	psi	1433	87
Flexural Strength, TD	ASTM D790 (Modified)	psi	1344	78
Flexural Modulus, MD	ASTM D790 (Modified)	Kpsi	120	9
Flexural Modulus, TD	ASTM D790 (Modified)	Kpsi	112	5
Gardner Impact Mean-Failure Impact	ASTM D5420	in	4.3	0.9
Flat Crush Resistance	ISO 3035 TAPPI-825	psi	> 1000	
Edge Crush Resistance	ISO 3037 TAPPI-811	lb./in	88	22

Note:

1. Flexural Test: 12" x 12" sample with 10" span, 3-point bending
2. Gardner Impact Test: 8 lb. steel-rod impact mass
3. MD: Machine Direction
4. TD: Transverse Direction
5. Kpsi = 10<sup>3</sup> psi

**Innovative, purpose-built surface protection systems. This is all we do.**

[www.skudousa.com](http://www.skudousa.com) 1-888-SKUDO-11 (1-888-758-3611)



## COLUMN GUARD



### Description

SkudoBoard COLUMN GUARD is a heavy duty, synthetic, flexible version of SkudoBoard product line that provides superior protection to columns and pillars during construction. Column Guard protects the surface from damage from splatter, spills, scuff marks, and scratches, carts, supplies and equipment.

The textured surface of Column Guard is water resistant and won't curl, warp, or unravel - reducing safety hazards on your jobsite. Use wherever you would protect your columns with cardboard, plastic, masonite or plywood.

### Features & Benefits

- Water resistant, approved for exterior use
- Replaces curling Masonite and plywood
- Extremely high impact resistance
- Ideal for forklift and material cart protection
- Well suited for protecting columns from jobsite traffic and impact
- Light weight, easy to handle and reusable
- Far superior to cardboard and plastic protection products

### SkudoBoard Column Guard Product Data

- Dimensions: 4' x 250'
- Square Footage: 1000 sq. ft./roll
- Product #BOARD-COLUMN-4x250-220#
- Weight: 200 lbs/roll
- Thickness: 1/8"
- Color: Black, Grey



Extremely high impact resistance



Stays in place - won't unravel



Easy to handle, reusable



No damage from jobsite materials

**Innovative, purpose-built surface protection systems. This is all we do.**

[www.skudousa.com](http://www.skudousa.com) 1-888-SKUDO-11 (1-888-758-3611)





## SkudoBoard Project Examples



Vertical Protection



Machinery



Scaffolding



Mud and Spilled Materials




Driveways/Walkways



Column Protection



Shopping Centers



Stadiums



Staging/Storage Areas

Innovative, purpose-built surface protection systems. This is all we do.

[www.skudousa.com](http://www.skudousa.com) 1-888-SKUDO-11 (1-888-758-3611)





## Description

Skudo Glass Advanced is the perfect solution for all construction projects that require temporary window and glass protection from start to finish. Tough enough to withstand cement and paint splatter, Skudo Glass Advanced will protect valuable glass and frames for up to 12 months.

## Benefits

- Resists job site spills and splatter, including cement, paint and stucco
- Can be applied at manufacturer to provide protection during transit
- Fire Resistant to withstand welding and grinding sparks
- Simple application with spray or roller
- Easy peel off removal
- Available in **blue (transparent)** or **white (opaque)** finish

## Uses

Skudo Glass Advanced can be applied to:

- Glass, Windows, Curtain Walls, Panels and Balustrades
- Metals, such as Stainless Steel and Aluminum
- Cladding

Skudo Glass Advanced is **not** suitable to be applied on acrylic surfaces, but it can be used on 'Low-e' (low emissivity) glass.



**Innovative, purpose-built surface protection systems. This is all we do.**

[www.skudousa.com](http://www.skudousa.com) 1-888-SKUDO-11 (1-888-758-3611)





# APPLICATION GUIDE

## SIDE 1



### BEFORE YOU BEGIN APPLICATION...

- 1. Test Area & Test Peel** – You must always apply Skudo Glass Advanced to a small area to test the substrate's suitability. You must ensure that all substrates are covered. Allow the product to dry for 48 hours, and then check that the product will peel away from each substrate.  
  
**NOTE** - Do **not** apply Skudo Glass Advanced to Acrylic surfaces. It will bond permanently.
- 2. Masking** – Mask all areas that you don't intend to coat with Skudo Glass Advanced. Items such as locks, handles and vents should always be masked with a suitable tape. Always remove the tape once the product has been applied and is still wet.
- 3. Weather** – Skudo Glass Advanced cannot be applied if the temperature is below freezing or in rainfall. If the surface is likely to be exposed to direct rainfall before the product has dried, do not apply.
- 4. Stir Product** – Remove the lid and stir the product thoroughly before use. Skudo Glass Advanced has a 12 month shelf life - see product's label for more detailed information. A skin may have formed when the lid is removed for the second time. Simply cut the skin away and then stir the Skudo product. Do not stir the skin into the product.
- 5. Wet Film Thickness** – Ensure you have a wet film gauge. Skudo Glass Advanced requires a minimum wet film thickness (WFT) of 10 Mils.

### APPLICATION BY ROLLER

We recommend that you use a 3/8 Nap lambswool roller for application. Ensure that you have followed the "Before you Begin Application" section.



**1.** Once you have masked off the area, apply a base coat of Skudo to the substrate paying particular attention to vulnerable areas such as corners. Allow to dry for 15 minutes or until coating is tacky.



**2.** Apply a second, thicker coating, again paying particular attention to corners. If the coating is too thin in these areas it will be difficult to remove. Dry time will take up to 15 minutes, depending on weather conditions.



**3.** Use a wet film gauge to check the coating's wet film thickness (WFT) is at least 10 Mils.



**4.** Remove the masking tape while the product is still wet. This helps to achieve a good thick edge that is easier to peel when the product is no longer required.



**5.** Leave to dry in a rain free environment and allow 2 hours at room temperature to dry. The product will gain maximum strength after 3 days.



**6.** After application, rollers and any other equipment should be washed thoroughly in cold water.



**7.** When required, Skudo is removed by hand peeling. Do not remove in freezing conditions - the product will be brittle and will not peel properly.



**Repair:** If the coating is damaged at a later date, a new coating of Skudo Glass Advanced can be applied over the damaged area. It will bond to itself and provide seamless protection.

Innovative, purpose-built surface protection systems. This is all we do.

[www.skudousa.com](http://www.skudousa.com) 1-888-SKUDO-11 (1-888-758-3611)



# APPLICATION GUIDE

## SIDE 2



### APPLICATION BY SPRAY

If you use an airless spray gun, we recommend a minimum tip size of 0.021" (eg: 321, 323 or 325) and that you use a shield to protect against overspray on brick work, stucco, etc. Ensure that you have followed the "Before you Begin Application" section.



**1.** You need to purge the spray equipment before you begin application. First place the inlet suction hose into the Skudo container and purge the airless spray pump with material. Then purge the airless spray gun and test the spray pattern.




**2.** Point the nozzle at the area you wish to protect and hold the spray gun 12-15 inches from the substrate. Use a shield to prevent overspray.



**3.** Release the safety catch and start spraying in a horizontal direction. Keep the gun at right angles to the surface. This means moving your entire arm back and forth rather than flexing the wrist.



**4.** Release the trigger at the end of each stroke. Then depress the trigger and overlap the previous pass by 50%. Continue in this fashion for consistent coverage working down the substrate.



**5.** When the surface is fully covered, repeat with the spray process in a vertical direction. Care should be taken to ensure that corners and inside edges are coated thoroughly. If the coating is too thin in these areas it may become difficult to remove.



**6.** Use a wet film gauge to check that the coating's wet film thickness (WFT) is at least 10 Mils. Remove any masking tape while the product is still wet.



**7.** Once spraying is complete, clean the gun using cold water. Failure to clean the gun will result in problems next time the gun is used.



**8.** Leave to dry in a rain free environment and allow 2 hours at room temperature to dry. The product will gain maximum strength after 3 days.



**9.** When required Skudo is removed by hand peeling. Do not remove in freezing conditions - the product will be brittle and not peel properly. The coating can be condensed into a small ball and disposed of.



**Repair:** If the coating is damaged at a later date, a new coating of Skudo Glass Advanced can be applied over the damaged area. It will bond to itself and provide seamless protection.



APPLY



PROTECT



PEEL

Innovative, purpose-built surface protection systems. This is all we do.

[www.skudousa.com](http://www.skudousa.com) 1-888-SKUDO-11 (1-888-758-3611)





## Glass Advanced Project Examples



High-Rise



Skylights



Residential



Storefronts




Manufacturing - Buildings



Manufacturing - Steel Tanks



Restaurants



Commercial Buildings




Grinding/Welding

**Disclaimer:** Skudo Glass Advanced should **not** be applied to acrylic surfaces. It will bond permanently. Skudo Glass Advanced can be used on Low-e (low emissivity) glass.

**Innovative, purpose-built surface protection systems. This is all we do.**

[www.skudousa.com](http://www.skudousa.com) 1-888-SKUDO-11 (1-888-758-3611)



# Skudo®

Skudo® is at work for construction firms worldwide



SKANSKA



Balfour Beatty



C.W. Driver  
BUILDERS SINCE 1915



HOAR  
CONSTRUCTION

Austin Commercial



Gilbane



RYAN

AECOM

LEASE CRUTCHER  
Lewis



CROSSLAND  
CONSTRUCTION COMPANY, INC.

BRASFIELD  
& GORRIE  
GENERAL CONTRACTORS

McCOWN  
GORDON  
CONSTRUCTION



WT  
WHITING-TURNER

TRUEBECK  
CONSTRUCTION



SWINERTON  
BUILDERS



RUDOLPH & SLETTEN



BNB  
BNBuilders

ARCO MURRAY

TELLEPSEN

HITT

CLAYCO



Turner



KAST  
construction

USA • Canada • Mexico • South America

[www.skudousa.com](http://www.skudousa.com)  
1-888-Skudo11  
(1-888-758-3611)